


KA-92



Specifications

Audio Section

Power Output
110 watts* per channel minimum RMS, both channels driven, at 8 ohms from 20 Hz to 20,000 Hz with no more than 0.04% total harmonic distortion.

Both Channels Driven at 8 ohms,
1 kHz 120 W + 120 W (Except USA and Canada)

Dynamic Power Output at
4 ohms 560 W (Except USA and Canada)

Total Harmonic Distortion
CD/AUX input to SPEAKER output
(20 Hz to 20,000 Hz) 0.04% at rated power into 8 ohms
(20 Hz to 20,000 Hz) 0.02% at 1/2 rated power into 8 ohms

PHONO input to SPEAKER
output (1 kHz) 0.02% at rated power with VOLUME -20 dB

Intermodulation Distortion 0.02% at rated power (60 Hz:7 kHz = 4:1) into 8 ohms

Damping Factor 50 (1 kHz into 8 ohms)

Power Bandwidth 10 Hz to 80 kHz at 0.2% T.H.D.

Frequency Response 5 Hz to 100 kHz, +0 dB, -3 dB

Input Sensitivity/Impedance

Phono 2.5 mV/47 k ohms
Tuner, Tape, CD/AUX 150 mV/47 k ohms

Signal-to-Noise Ratio (IHF, A)
Phono 73 dB for 2.5 mV input
79 dB for 5.0 mV input

Tuner, Tape, CD/AUX 108 dB for 150 mV input
Phono Maximum Input Level 170 mV (RMS), T.H.D. 0.05% at 1,000 Hz

Output Level/Impedance

Tape REC (Pin) 150 mV/330 ohms

Phono Frequency Response RIAA standard curve ± 0.3 dB (20 Hz to 20,000 Hz)

Tone Control

Bass ± 10 dB at 100 Hz

Treble ± 10 dB at 10 kHz

Subsonic Filter 18 Hz, 6 dB/oct.

Loudness Control +10 dB at 100 Hz (at -30 dB VOLUME Level)

General

Power Requirements 60 Hz 120 V (U.S.A. & Canada models), 50 Hz 220 V (European model) or 50/60 Hz 120 V/220 V 240 V, switchable

Power Consumption 3.5 A (UL and CSA)
650 W (IEC)
650 W (Others)

Dimensions W 420 mm (16-17/32")
H 138 mm (5-7/16")
D 332 mm (13-5/16")

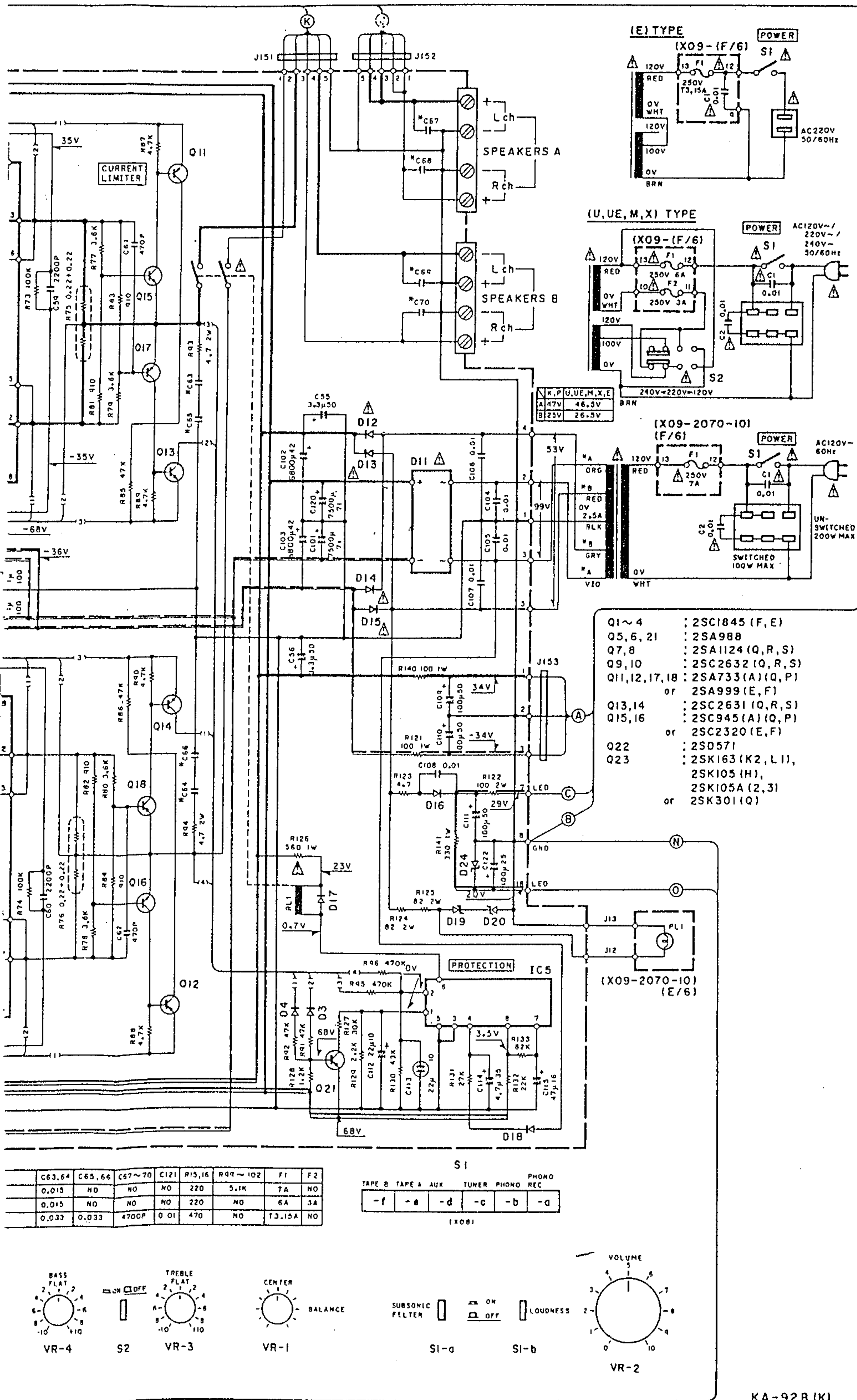
Weight 8.9 kg (19.6 lb)

Kenwood follows a policy of continuous advancements in development. For this reason specifications may be changed without notice.

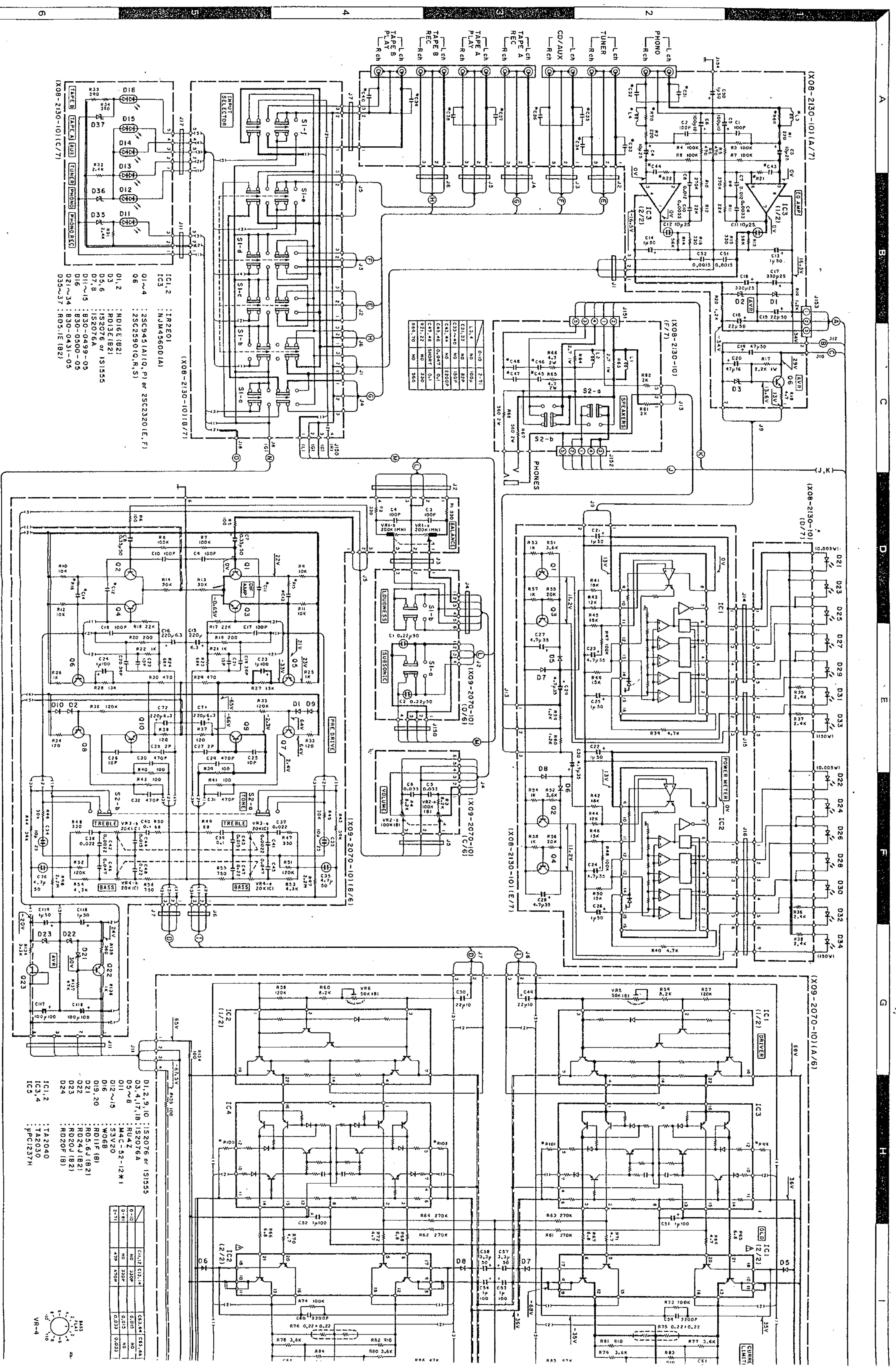
Kenwood poursuit une politique de progrès constants en ce qui concerne le développement. Pour cette raison, les spécifications sont sujettes à modifications sans préavis.

Kenwood strebt ständige Verbesserungen in der Entwicklung an. Daher bleiben Änderungen der technischen Daten jederzeit vorbehalten.

DC voltages are as measured with a high impedance voltmeter with no signal input. Values may vary slightly due to variations between individual instruments or/and unit.



replace safety critical components only with manufacturer's recommended parts (refer to parts list). Δ Indicates reduce the risk of electric shock, leakage-current or resistance measurements shall be carried out (exposed parts are only circuit) before the appliance is returned to the customer.



- 25A1124 25C2631
- 25A733 (A) 25C2632
- 25A988 25C945 (A)
- 25A999
- 25C1845
- 25C2320
- 25D571
- 25C2590
- 25K105
- 25K105A
- 25K163
- 25K301
- NJM4560D (A)
- IRZ01
- UPC1237H
- TA2030
- TA2040
- TA2040

CAUTION: For continued safety, replace safety critical components. To reduce the risk of fire, replace only with components that are acceptably insulated from the supply circuit. Refer to the safety information on the back of the component.